

**Feedback  
Analysis Report  
2023-24**

## Report of Analysis of Feedback on Curriculum Collected From Different Stakeholders

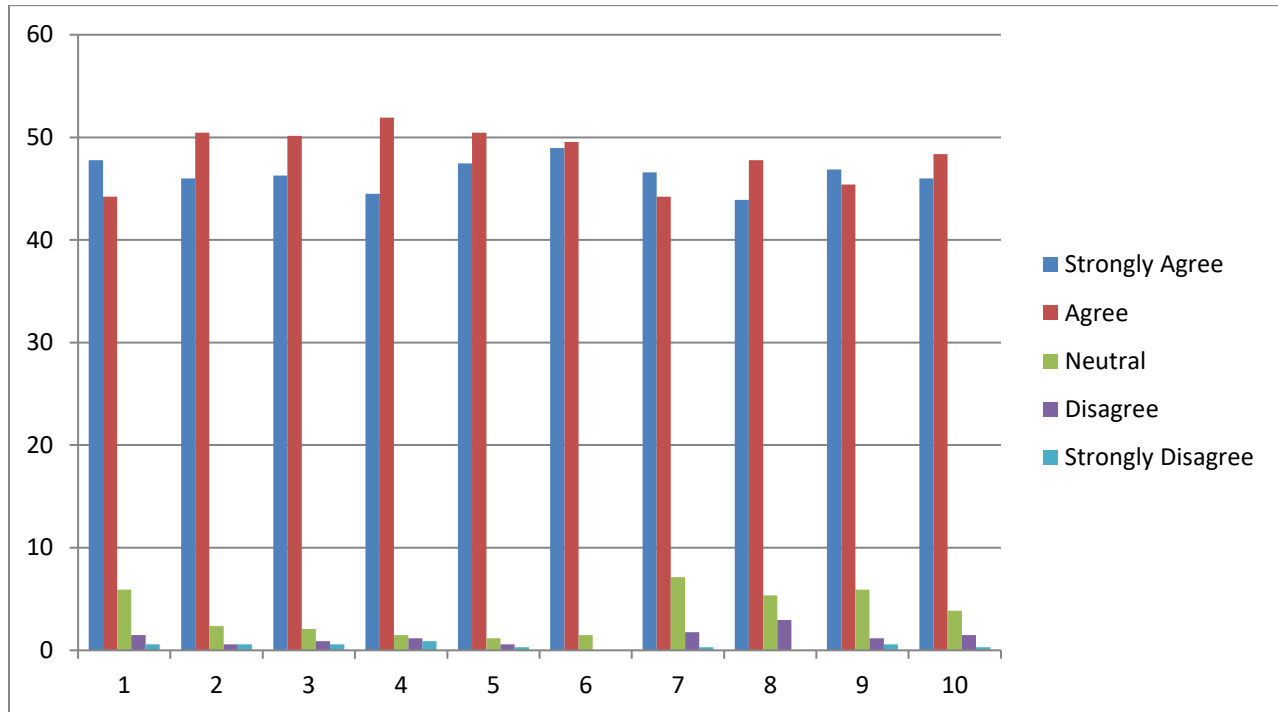
**Academic Year: 2023-24**

**Students Feedback: 2023-24**

The students are the most important stakeholders of Higher Education systems. We are collecting feedback from our students personally. We have designed a special feedback form on syllabus of the various programs. There are 10 questions in the feedback form. Collection of feedback forms has been done from students of three different faculty as (B.A., B.Com., B.Sc.). The analysis of feedback forms is also done. We have received total 337 student's feedback. The analysis of student's feedback on syllabus is presented below.

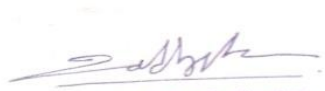
Que. No.	Evaluation Points	Response in %				
		Strongly Agree	Agree	Neutral	Disagree	Strongly Disagree
1	Curriculum updated enough.	161	149	20	05	02
	Percentage	47.77	44.21	5.93	1.48	0.59
2	Curriculum content interesting.	155	170	08	02	02
	Percentage	45.99	50.44	2.37	0.59	0.59
3	Whether syllabus is carrier oriented?	156	169	07	03	02
	Percentage	46.29	50.14	2.07	0.89	0.59
4	The syllabus helps in my personal development.	150	175	05	04	03
	Percentage	44.51	51.92	1.48	1.18	0.89
5	The syllabus is useful in clearing the concepts of subjects.	160	170	04	02	01
	Percentage	47.47	50.44	1.18	0.59	0.29
6	Curriculum applicable in your daily life.	165	167	05	00	00
	Percentage	48.96	49.55	1.48	00	00
7	Curriculum is relevant for the solution of local problems.	157	149	24	06	01
	Percentage	46.58	44.21	7.12	1.78	0.29
8	Rate the size of syllabus in terms of load on the student?	148	161	18	10	00
	Percentage	43.91	47.77	5.34	2.96	00
9	The difficulty level of the syllabus is fair.	158	153	20	04	02
	Percentage	46.88	45.40	5.93	1.18	0.59
10	Overall rating about syllabus	155	163	13	05	01
	Percentage	45.99	48.36	3.85	1.48	0.29


## Students Feedback Chart: 2023-24



On an average 47 % students are strongly agree, 48 % are agree, 3.38 % are neutral, 1.21 % are disagree and 0.41% are strongly disagree with the current syllabus of the various programmes designed by the SavitribaiPhule Pune University, Pune.



  
**IQAC Co-Ordinator**  
 Arts, Commerce & Science College  
 Alkuti, Tal - Parner, Dist-A'Nagar

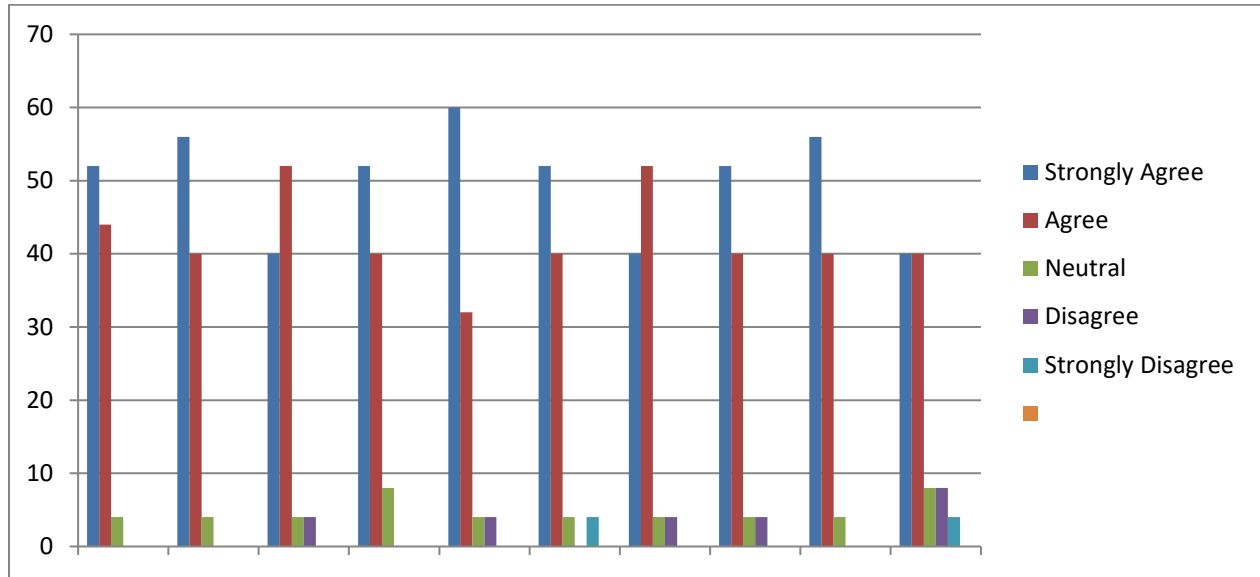
  
**Principal**  
 Art's, Commerce & Science College  
 Alkuti, Tal. Parner, Dist. A'nagar

## Teacher's feedback: 2023-24

We are collecting feedback from our faculty member personally. We have designed a special feedback form on curriculum development, subject review and infrastructure etc. There are 10 questions in the feedback form. Collection of feedback has been done from faculty member of three different faculties as (B.A., B.Com, and B.Sc.). The analysis of feedback form is also done. The analysis of teacher's feedback is presented below.

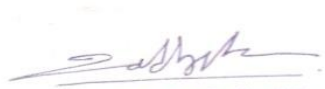
Que. No.	Evaluation Points	Response in %				
		Strongly Agree	Agree	Neutral	Disagree	Strongly Disagree
1	The course content fulfills the need of students.	13	11	01	00	00
	Percentage	52	44	04	00	00
2	The allocation of the credits to the course is appropriate	14	10	01	00	00
	Percentage	56	40	04	00	00
3	The courses/ Syllabi designed and taught have good balance between theory and application.	10	13	01	01	00
	Percentage	40	52	04	04	00
4	The timely coverage of syllabus is possible in the mentioned number of hours.	13	10	02	00	00
	Percentage	52	40	08	00	00
5	The units/sections in the syllabus are properly sequenced.	15	08	01	01	00
	Percentage	60	32	04	04	00
6	Tests and examinations are conducted well in time with proper coverage of all units in the syllabus.	13	10	01	00	01
	Percentage	52	40	04	00	04
7	The college provides adequate opportunities and support to faculty members for upgrading their skills and qualifications.	10	13	01	01	00
	Percentage	40	52	04	04	00
8	The prescribed books are available in the Library in Sufficient numbers.	13	10	01	01	00
	Percentage	52	40	04	04	00
9	Infrastructural facilities, such as Staff rooms, class rooms and toilets are available in the College.	14	10	01	00	00
	Percentage	56	40	04	00	00
10	The administration is teacher friendly.	10	10	02	02	01
	Percentage	40	40	08	08	04


## Teacher's feedback Chart: - 2023-24



On an average 50 % students are strongly agree, 42 % are agree, 4.8 % are neutral, 2.4 % are disagree and 0.8 % are strongly disagree with the current syllabus of the various programmes designed by the Savitribai Phule Pune University, Pune.



  
**IQAC Co-Ordinator**  
 Arts, Commerce & Science College  
 A/p - Alkuti, Tal - Parner, Dist-A'Nagar

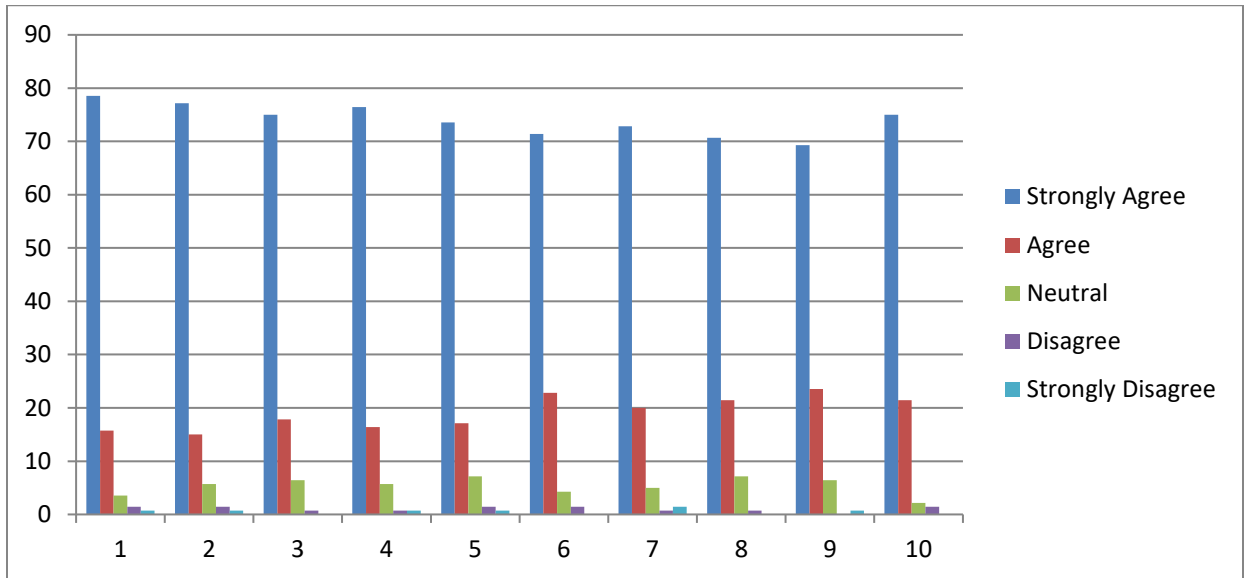
  
**Principal**  
 Art's, Commerce & Science College  
 Alkuti, Tal. Parner, Dist. A'nagar

## Alumni Feedback: 2023-24

Our alumni are valuable for us. They provide us the inputs regarding improvement in facilities and employability of our students. We appeal our alumni to provide there sincere feedback on curriculum. We have received total 140 alumni feedback on syllabus designed by Savitribai Phule Pune University Pune. Based on the comments of the alumni, the analysis is done as follows:

Que No.	Evaluation Points	Response in %				
		Strongly Agree	Agree	Neutral	Disagree	Strongly Disagree
1	Need of syllabus updation.	110	22	05	02	01
	Percentage	78.57	15.71	3.57	1.42	0.71
2	Course curriculum intellectually stimulate you.	108	21	08	02	01
	Percentage	77.14	15	5.71	1.42	0.71
3	Course content is interesting.	105	25	09	01	00
	Percentage	75	17.85	6.42	0.71	00
4	Course curriculum fulfilling your expectations.	107	23	08	01	01
	Percentage	76.42	16.42	5.71	0.71	0.71
5	Programmee help in developing your personality.	103	24	10	02	01
	Percentage	73.57	17.14	7.14	1.42	0.71
6	Courses meet contemporary requirements.	100	32	06	02	00
	Percentage	71.42	22.85	4.28	1.42	00
7	Reading material regarding curriculum is easily available.	102	28	07	01	02
	Percentage	72.85	20	5	0.71	1.42
8	Syllabus enhances employability	99	30	10	01	00
	Percentage	70.71	21.42	7.14	0.71	00
9	Infrastructure and Laboratory facilities available in the college.	97	33	09	00	01
	Percentage	69.28	23.57	6.42	00	0.71
10	Overall about teaching, administration and infrastructure facilities.	105	30	03	02	00
	Percentage	75	21.42	2.14	1.42	00

## Alumni Feedback Chart:-2023-24



On an average 73.99 % students are strongly agree, 19.13 % are agree, 5.35 % are neutral, 0.99 % are disagree and 0.49% are strongly disagree with the current syllabus of the various programmes designed by the SavitribaiPhule Pune University, Pune.



  
**IQAC Co-Ordinator**  
 Arts, Commerce & Science College  
 Alkuti, Tal - Parner, Dist-A'nagar

  
**Principal**  
 Art's,Commerce & Science College  
 Alkuti,Tal.Parner,Dist.A'nagar

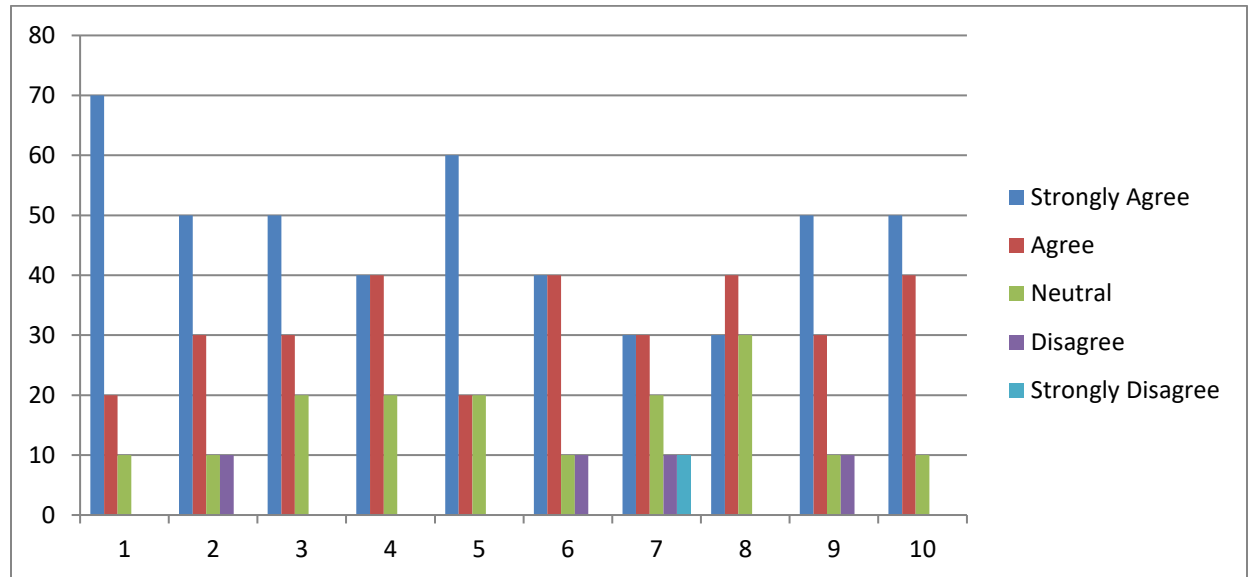
## Employer's feedback 2023-24

The responses received from the Employers are presented in below table for the year 2022-23

Que. No.	Evaluation Points	Response in %				
		Strongly Agree	Agree	Neutral	Disagree	Strongly Disagree
1	The course objectives are well defined and the modules are logically structured	07	02	01	00	00
	Percentage	70	20	10	00	00
2	The curriculum has good balance between theory and applications.	05	03	01	01	00
	Percentage	50	30	10	10	00
3	The curriculum has enough content for a student to acquire sufficient knowledge to secure a subject	05	03	02	00	00
	Percentage	50	30	20	00	00
4	The curriculum incorporates soft skills needed for employment	04	04	02	00	00
	Percentage	40	40	20	00	00
5	The syllabus has content for developing skills to handle problems at work place?	06	02	02	00	00
	Percentage	60	20	20	00	00
6	The curriculum creates interest among the students to pursue research in a particular area	04	04	01	01	00
	Percentage	40	40	10	10	00
7	The offered programme gives exposure through project/dissertation/in-plant training/field visit for real-life experiential Learning.	03	03	02	01	01
	Percentage	30	30	20	10	10
8	The curriculum provides scope for acquiring employable and entrepreneurship skills.	03	04	03	00	00
	Percentage	30	40	30	00	00
9	The curricular and co-curricular initiatives taken by the institute help the students to attain the required competency level.	05	03	01	01	00
	Percentage	50	30	10	10	00
10	Institute is working distinctively	05	04	01	00	00
	Percentage	50	40	10	00	00




## Employer's feedback 2023-24



On an average 47 % students are strongly agree, 32 % are agree, 16% are neutral, 4 % are disagree and 1 % are strongly disagree with the current syllabus of the various programmers designed by the SavitribaiPhule Pune University, Pune.



  
**IQAC Co-Ordinator**  
 Arts, Commerce & Science College  
 Alkuti, Tal - Parner, Dist-A'Nagar

  
**Principal**  
 Art's,Commerce & Science College  
 Alkuti,Tal.Parner,Dist.A'nagar